

Verfügbar als:

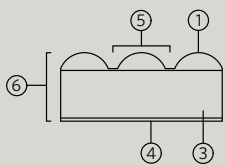

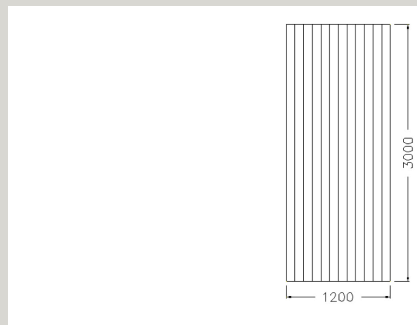
Sheet

Board

Verfügbare Oberflächen

ALPI Furnier

- D.10.12 Walnut Striped
- D.12.23 Indian Rosewood
- D.10.43 Slate
- D.12.44 Amara Ebony
- D.10.74 Teak
- D.10.82 Icecool Oak
- D.11.05 Titanium Oak
- D.11.06 Light Oak
- D.12.19 Wavy American Walnut
- D.12.68 Thermo Oak
- D.12.84 Slavony Oak



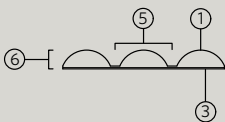
- ① **5,6 mm**
Furnierstärke
- ③ **15 mm Board**
MDF
MLT Mehrschichtplatte
0,3 mm Papierfaser
TNT

- ① **5,6 mm**
Finish thickness
- ③ **15 mm RIGID SUPPORT**
MDF panel
Multi-layer panel
0,3 mm SHEET SUPPORT
TNT

Abmessungen
Standard dimension

Board
3000 x 1200 x 22 mm

Sheet
3130 x 1220 x 6 mm



- ④ **1 mm**
Gegenzug
- ⑤ **18 mm**
Fräsabstand
- ⑥ **22 mm Board**
6 mm Sheet
Gesamtstärke

- ④ **1 mm**
Balancing material
- ⑤ **18 mm**
Mills spacing
- ⑥ **22 mm RIGID PANEL**
6 mm SHEET
Finished thickness

