

Verfügbar als:

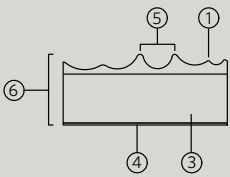


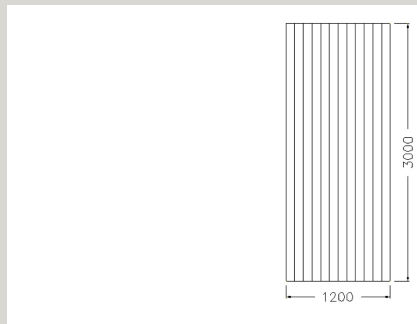
Sheet

Board

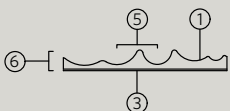
Verfügbare Oberflächen

ALPI Furnier

- D.10.12 Walnut Striped
- D.10.23 Rosewood
- D.10.43 Slate (Gabon Ebony)
- D.12.44 Amara Ebony (D.10.44)
- D.10.74 Teak
- D.10.82 Icecool Oak
- D.11.05 Titanium Oak
- D.11.06 Light Oak
- D.12.19 WavyAmerican Walnut
- D.12.68 Thermo Oak
- D.12.84 Slavony Oak



- ① **5,6 mm**
Furnierstärke
- ③ **15 mm Board**
MDF
MLT Mehrschichtplatte
0,3 mm Papierfaser
TNT



- ④ **1 mm**
Gegenzug
- ⑤ **5|10|11|12|13|16 mm**
Fräsabstand
- ⑥ **22 mm Board**
6 mm Sheet
Endstärke

- ① **5,6 mm**
Finish thickness
- ③ **15 mm RIGID SUPPORT**
MDF panel
Multi-layer panel
0,3 mm SHEET SUPPORT
TNT

- ④ **1 mm**
Balancing material
- ⑤ **5|10|11|12|13|16 mm**
Mills spacing
- ⑥ **22 mm RIGID PANEL**
6 mm SUPPORT
Finished thickness

Abmessungen
Standard dimension

Board
3000 x 1200 x 22 mm

Sheet
3130 x 1220 x 6 mm

